



PS Plus 3 – Yorkshire & Humberside

Marek Musiol
Lead Research Statistician
PS Plus
Marek.Musiol@hmps.gsi.gov.uk

Adam Bennett
Statistics Officer
PS Plus
Adam.Bennett@hmps.gsi.gov.uk

Lucy Pendlebury
Statistics Officer
PS Plus
Lucy.Pendlebury@hmps.gsi.gov.uk



NOMS National Offender
Management Service
Working together to reduce re-offending

Contents

Introduction.....	Page 2
Section 1 – Demographics	
Geographic Distribution.....	Page 3
Reasons for Leaving the Project.....	Page 4
Diversity.....	Page 5-6
Assessed Needs.....	Page 7-8
Risk.....	Page 9
Offences.....	Page 10
Motivation.....	Page 11
Section 2 – Assistance Received	
Soft Outcomes – Summary.....	Page 12
Soft Outcomes – Qualifications.....	Page 13
Hard ETE Outcomes.....	Page 14
All Outcomes – Summary.....	Page 15

Introduction

This report has been compiled to give information about beneficiaries in PS Plus 3 prisons who intend to live in Yorkshire & Humberside on release and beneficiaries on probation in North and West Yorkshire. The report contains information about beneficiaries on all three PS Plus 3 projects: PS3, LINK and Inclusion.

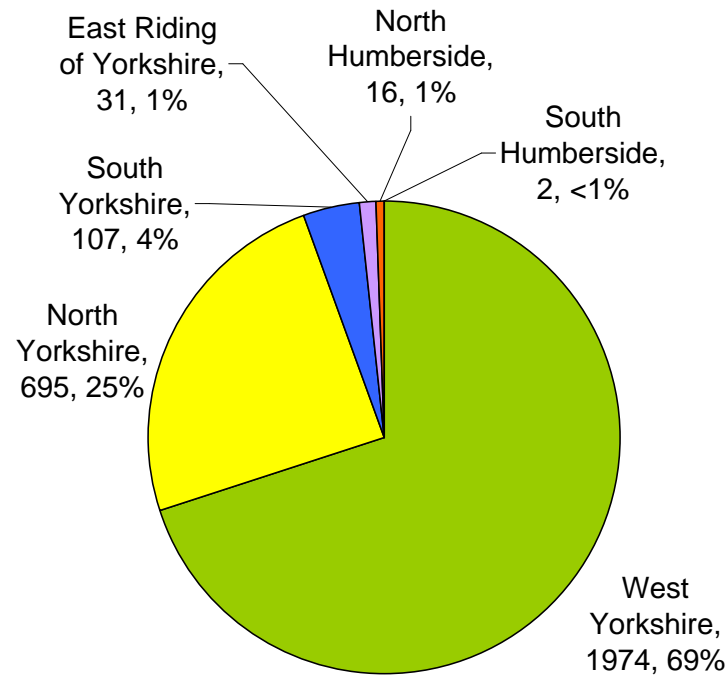
The PS Plus project ran in North and West Yorkshire probation from April/July 2006 to June 2008, in HMP Risley from January 2007 to December 2007, and in all other PS3 and LINK prisons from April 2007 to June 2008.

During this time, **2825** beneficiaries who live or intended to live in Yorkshire & Humberside on release were worked with. 47% of beneficiaries started at HMP/YOI Askham Grange and 13% of beneficiaries started at HMP Whatton intended to live in Yorkshire & Humberside on release.

This report will show the background of the beneficiaries worked with on the project (section 1), followed by the intervention given and outcomes gained from PS Plus 3 intervention (section 2).

Information in the report has been obtained from the PS Plus developed CATS database (Case Assessment and Tracking System).

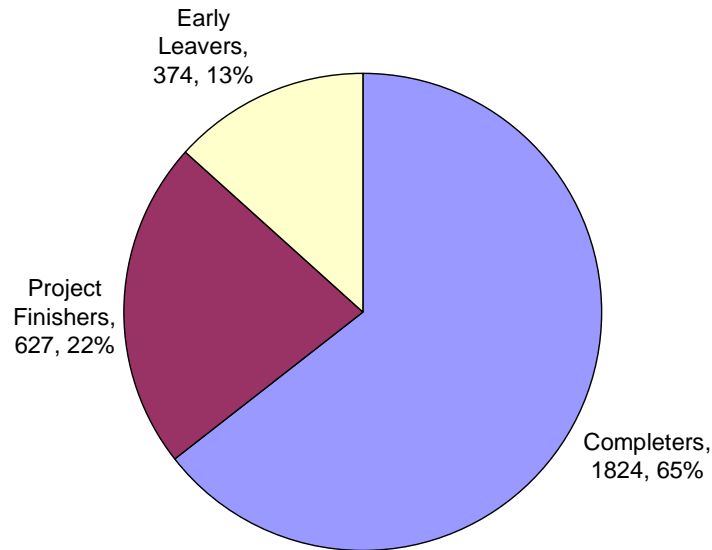
Geographic Distribution



Breakdown of where beneficiaries intend to live upon completing their sentence

- Approximately 69% (1974) of Yorkshire & Humberside beneficiaries live or intend to live in West Yorkshire upon release.
- A further 25% (695) were due to live in North Yorkshire.

Reasons for Leaving the Project



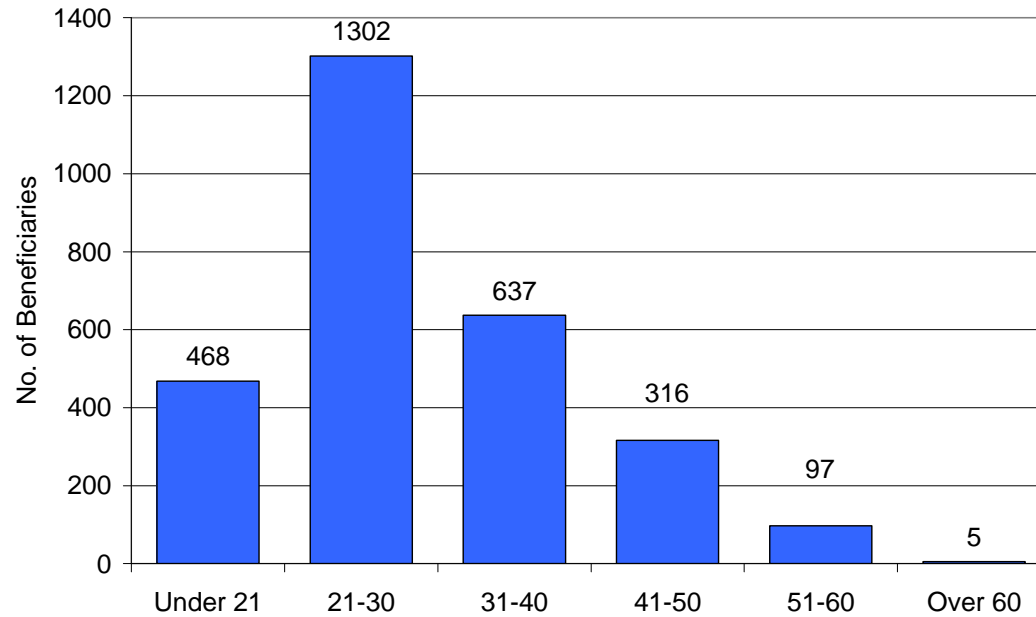
How beneficiaries left the project

<u>Reason for leaving early</u>	<u>No. bens</u>
Decided not to continue on Project	169
Transferred to Non PS Plus Establishment/Probation Area	56
Given Custodial Sentence/Recalled to Custody (probation only)	30
Absconded (prison only)	14
Other	105
Total	374

Reasons for leaving the project early

- 65% (1824) of Yorkshire & Humberside beneficiaries were *completers* – they left PS Plus when their sentence expired.
- 22% (627) of Yorkshire & Humberside beneficiaries on PS Plus 3 were *project finishers* – these beneficiaries completed the project before their release from prison or probation, due to the closure of PS Plus.
- A further 13% (374) of beneficiaries were *early leavers*. The most common reason for leaving the project early was due to transfer to a non-PS Plus establishment.

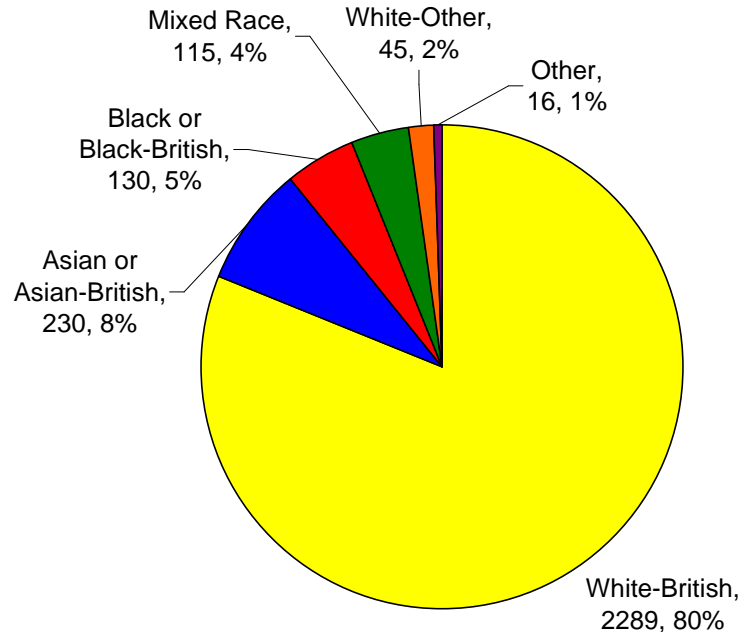
Diversity: Age & Gender



Age groups of Yorkshire & Humberside beneficiaries worked with on PS Plus 3

- The average (mean) age of PS Plus beneficiaries on starting the project was 29 years 6 months.
- The most common age group is 21-30, accounting for 46% of Yorkshire & Humberside beneficiaries.
- 468 of the Yorkshire & Humberside beneficiaries worked with on PS Plus 3 were under 21 on starting the project, and 5 beneficiaries were over 60.
- 13% (363) and 87% (2462) of the beneficiaries were female and male respectively.

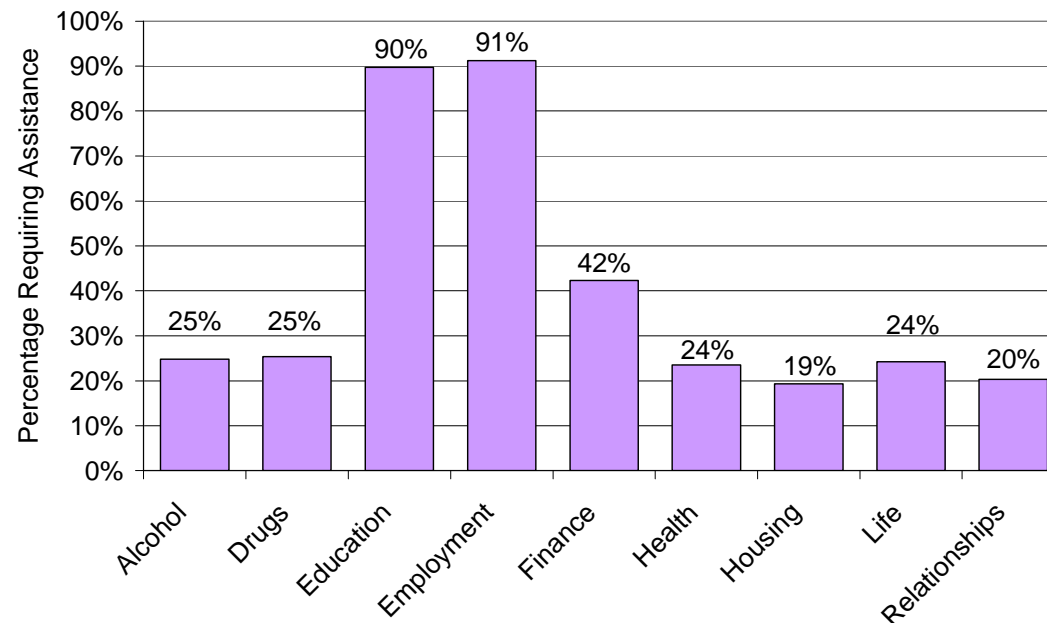
Diversity: Ethnic Origin and Nationality



Ethnic origin of Yorkshire & Humberside beneficiaries on PS Plus 3

- 80% (2289) of Yorkshire & Humberside beneficiaries on PS Plus 3 were White-British. Ethnic minorities accounted for 20% of the population.
- 98% (2763) of Yorkshire & Humberside beneficiaries were from the United Kingdom. PS Plus worked with 58 beneficiaries from outside the United Kingdom and of these, 33 were from outside of the EU. The nationality of 4 Yorkshire & Humberside beneficiaries is unknown.

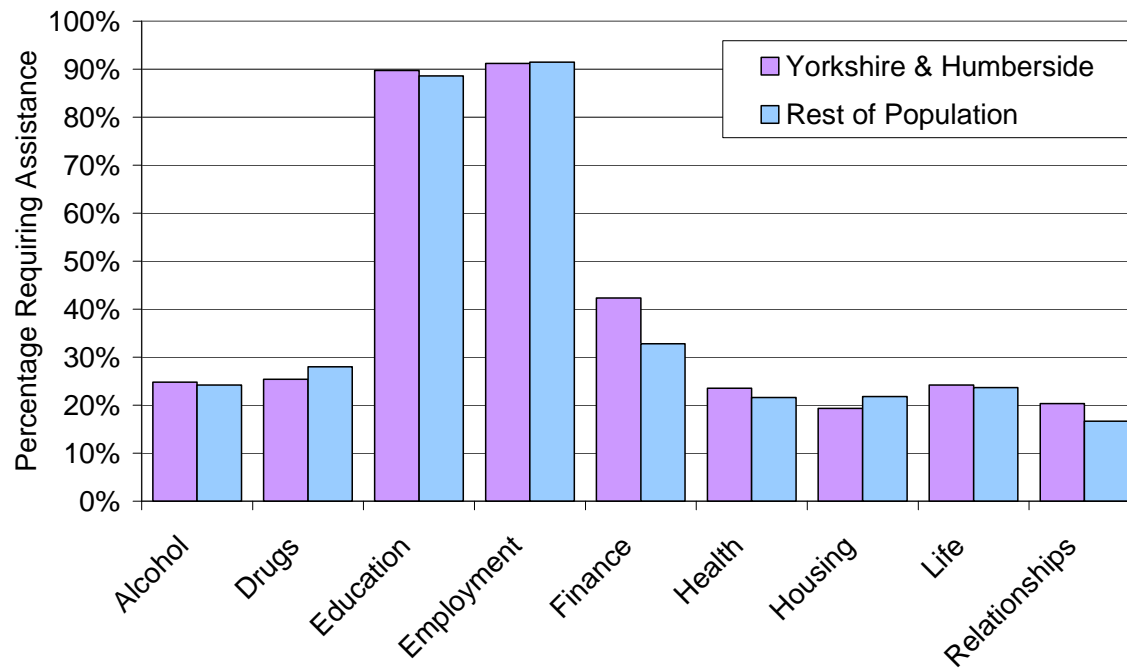
Assessed Needs



Needs of Yorkshire & Humberside beneficiaries according to assessments

- Every beneficiary needed help with either employment or education. 2576 (91%) beneficiaries needed help with employment and 2534 (90%) beneficiaries required assistance with education issues.
- 19% (546) of beneficiaries needed help with housing, and 1% (26) were identified as having no fixed abode. 24% (664) of beneficiaries needed help with health issues, and 89 (3%) beneficiaries considered themselves disabled.
- 1199 beneficiaries identified a need for help with either drugs or alcohol, which accounted for 42% of the total.

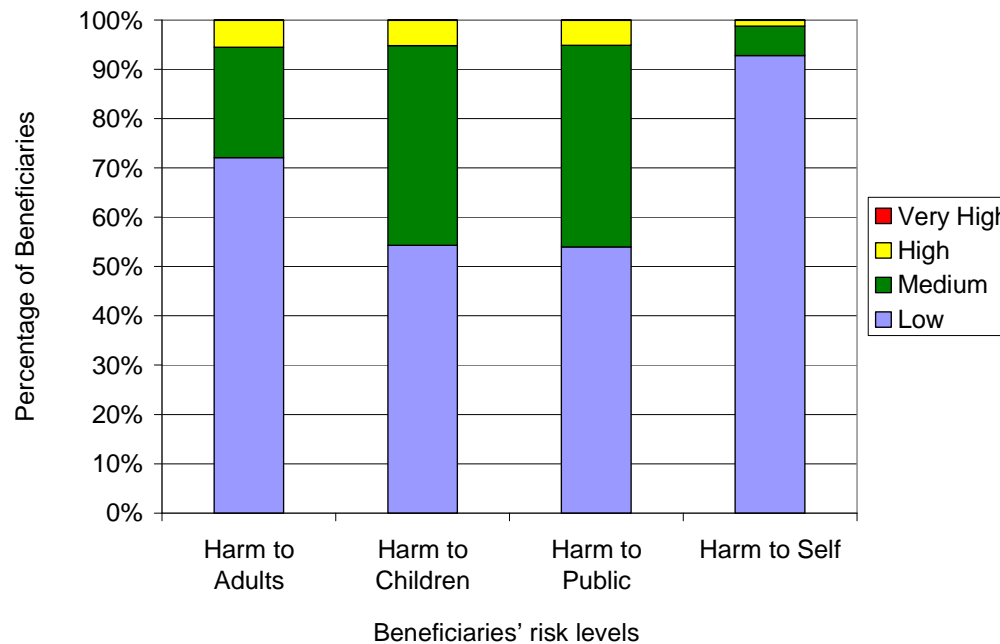
Assessed Needs – Comparison with the rest of PS Plus 3



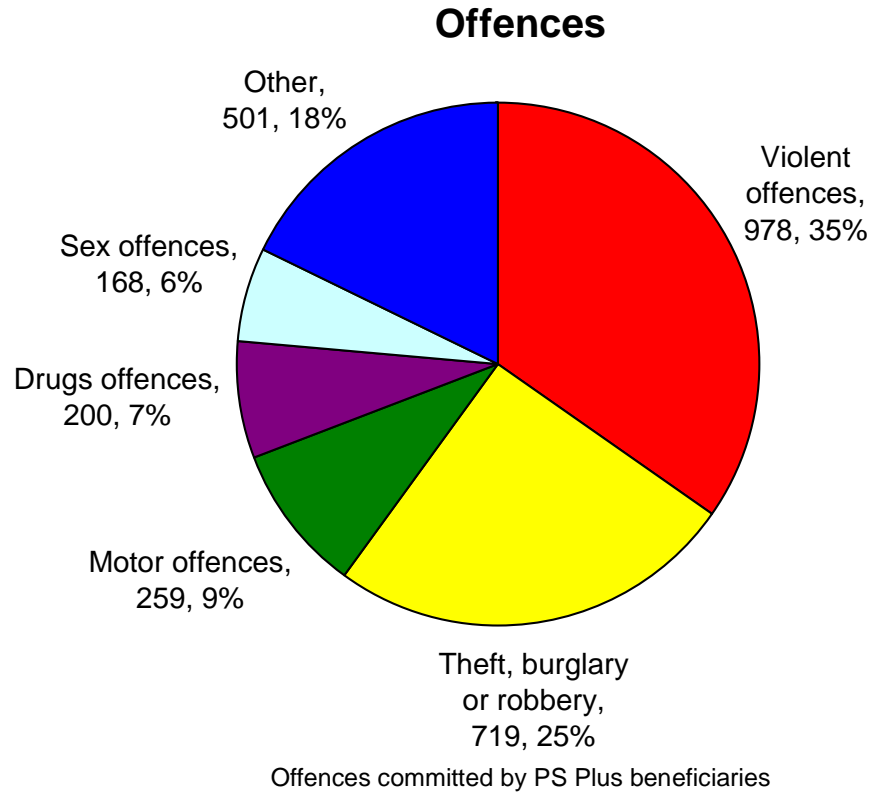
Needs of Yorkshire & Humberside beneficiaries compared to the rest of the PS Plus 3 population.

- Statistical analysis shows that Yorkshire & Humberside beneficiaries were significantly *more* likely to have problems with finance, health and relationship issues than the rest of the PS Plus 3 population.
- Analysis shows that Yorkshire & Humberside beneficiaries were *less* likely to have problems with drugs and housing issues than the rest of the PS Plus 3 population.

Risk

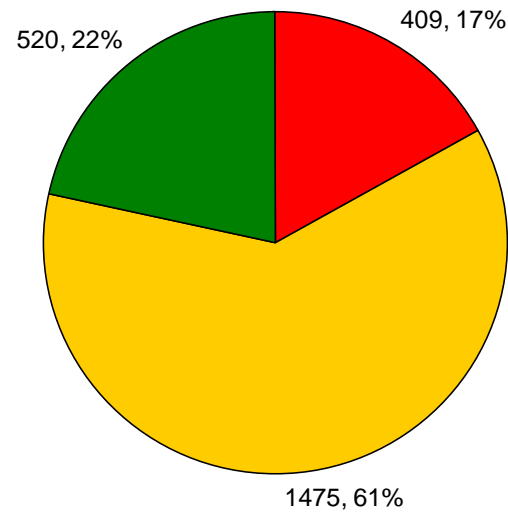


- For risk of harm to adults, children and the public, approximately 8% of beneficiaries' risk was unknown. For risk of harm to self, approximately 14% of beneficiaries' risk was unknown.
- Where known, 5% were classed as high or very high risk of harm to adults, children and the public. Where known, 1% were classed as high or very high risk of harm towards themselves.
- Where known, over 50% of prisoners were classified as low risk of harm towards adults, children and the public. Where risk was known, 93% of beneficiaries were classed as low risk towards themselves.

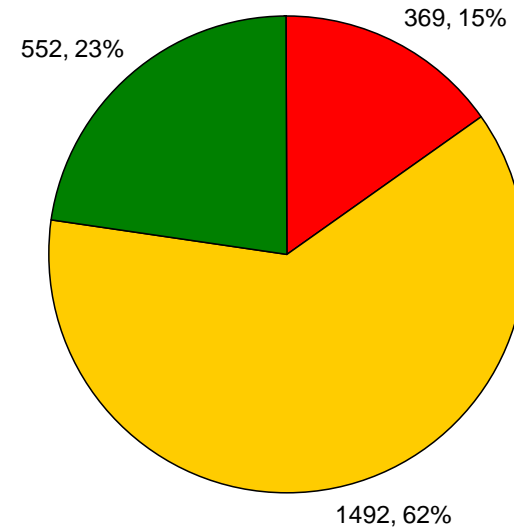
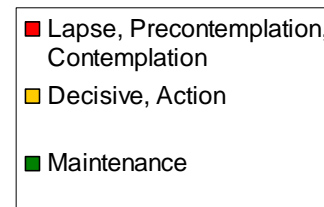


- The most common type of offence committed by Yorkshire & Humberside beneficiaries was violent offences (35%) followed by theft, burglary or robbery offences (25%).
- 259 (9%) beneficiaries had committed motoring offences.

Motivation



Beneficiaries' Starting Motivation



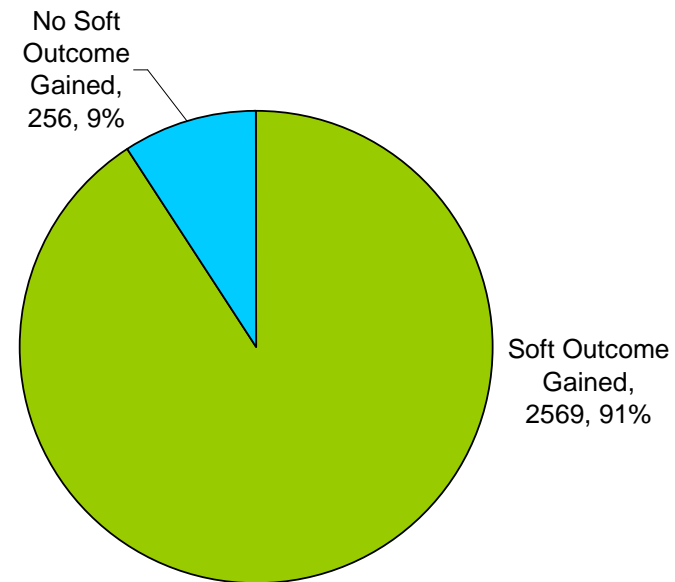
Beneficiaries' Finishing Motivation

- The proportion of beneficiaries whose motivation (where known) was lapse, pre-contemplation or contemplation decreased from 17% to 15%.
- 32 more beneficiaries had a motivation level of maintenance when beneficiaries' finishing motivation was calculated.
- Approximately 415 beneficiaries had no motivation levels recorded.

Soft Outcomes - Summary

<u>Outcome</u>	<u>No. bens</u>
IAG Assistance	1915
Advice On Disclosure	1769
CV Assisted	631
Non-NVQs Gained	564
CSCS - Health And Safety Test	346
FE College Interview	160
Job Club	152
Other Programme	125
Job Interview	124
Accessed Beneficiary Fund	74
Financial Literacy	49
Job Preparation	48
NVQs Gained	39
CV Written on Own	38
Other	178
Total	6212

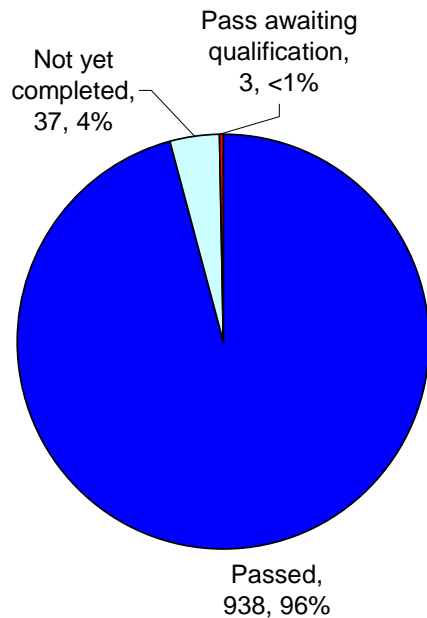
Soft outcomes gained by beneficiaries



Percentage gaining a soft outcome

- 6212 soft outcomes were achieved by the 2825 Yorkshire & Humberside beneficiaries on PS Plus 3.
- 91% (2569) of Yorkshire & Humberside beneficiaries achieved at least one soft outcome whilst on PS Plus 3.
- 86% (2440) beneficiaries received advice or guidance. 91% (2564) received help with employment and 69% (1940) received help with education.

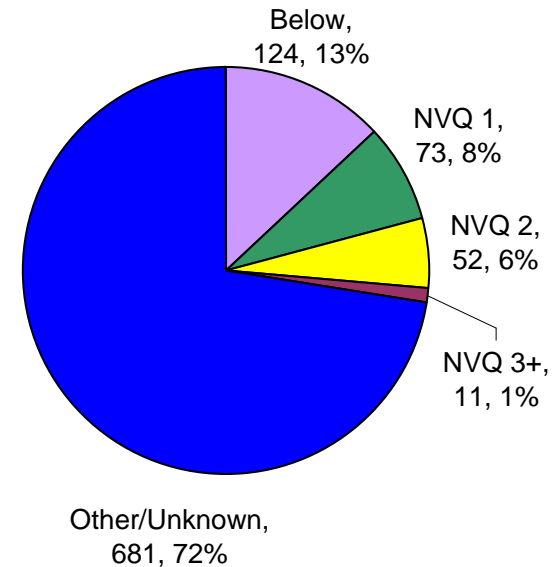
Soft Outcomes – Qualifications



Exams passed by beneficiaries

<u>Subject passed</u>	<u>No. subjects</u>
Adult Literacy	60
Adult Numeracy	48
Catering & Hospitality	23
IT/ECDL	22
Manual Handling	21
Health and Safety	17
Food Preparation & Hygiene	16
Street Works	12
First Aid	9
Education	8
Sport, Gym, Fitness	7
Business Studies	7
Industrial Cleaning	7
Other	684
Total	941

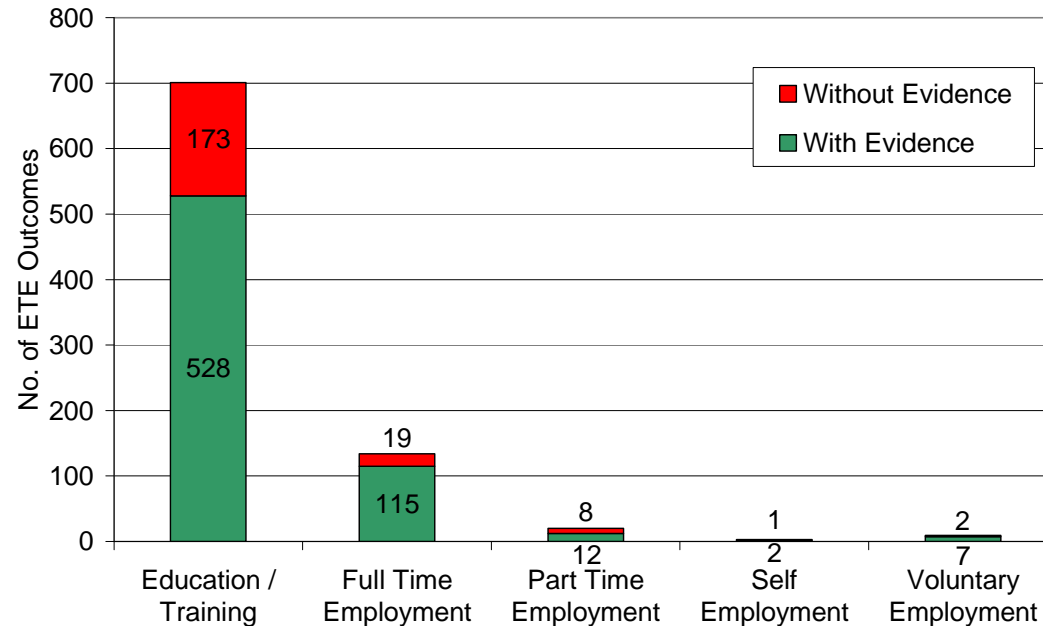
Subjects passed by beneficiaries



NVQs gained by beneficiaries

- 941 (96%) of exams taken by Yorkshire & Humberside PS Plus beneficiaries were passed, with a further 37 yet to be completed by the end of the project. No exams were failed.
- PS Plus beneficiaries completed courses in a wide range of subjects, from first aid to industrial cleaning. 108 adult literacy and numeracy courses and 23 catering and hospitality courses were passed.
- 136 NVQs (level 1 and above) were passed by Yorkshire & Humberside PS Plus beneficiaries.

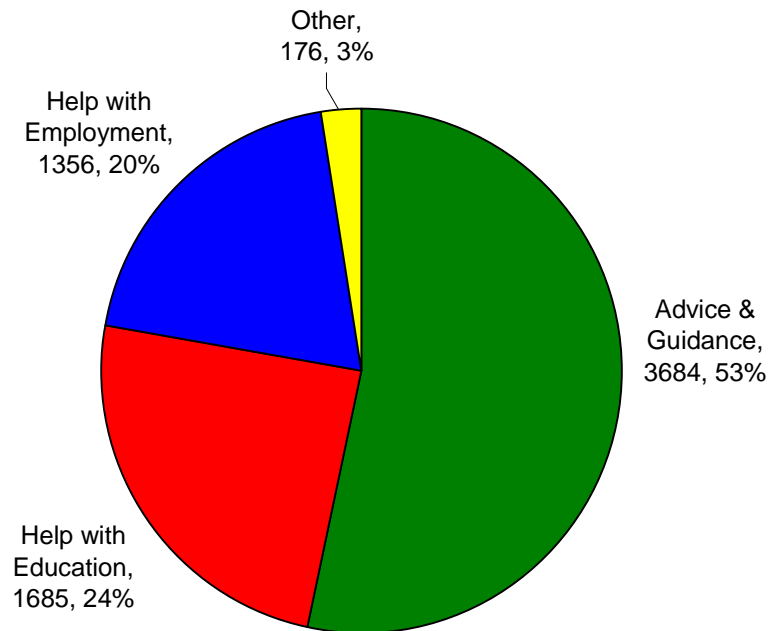
Hard ETE Outcomes



ESF Hard ETE outcomes achieved by beneficiaries

- 911 hard outcomes were recorded by PS Plus staff.
- 664 hard outcomes had sufficient evidence for ESF auditing purposes. In addition, 25 supplementary outcomes were evidenced.
- Yorkshire & Humberside beneficiaries on the PS Plus 3 project achieved 528 education/training outcomes and 136 employment outcomes.

All Outcomes - Summary



Summary of All Outcomes Gained by Yorkshire & Humberside beneficiaries on PS Plus 3

- In total, 6901 outcomes were achieved by Yorkshire & Humberside PS Plus 3 beneficiaries.
- 91% (2584) received at least one outcome while on the PS Plus project.
- 20% (1356) of these outcomes have helped improve beneficiaries' employability, from writing CVs to gaining full-time employment.
- 123 finance outcomes and 29 housing outcomes were gained by Yorkshire & Humberside beneficiaries.